

Product Information

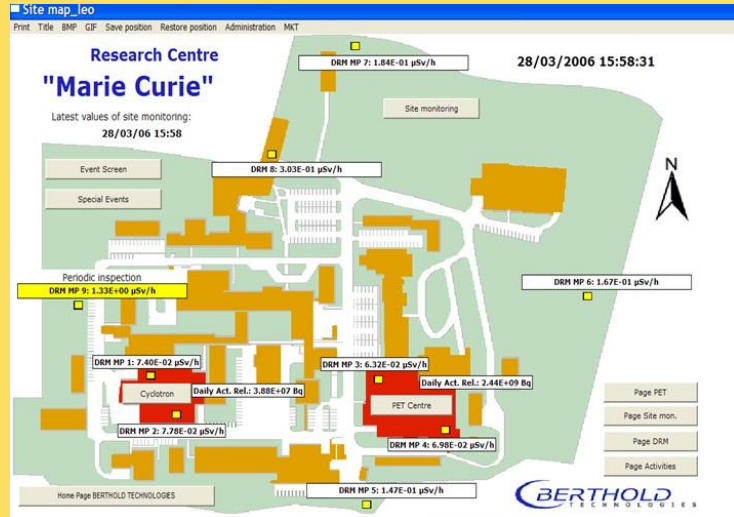
MEVIS

Measurement and Visualization Software

Applications

Collection, visualization and evaluation of radiological measurement data

Alarming & Reporting of Radiological data



Floor plan View

Functions

- Permits a PC platform to collect data from all Berthold Technologies Logger Electronics
- The data can be displayed on configurable graphs and tables
- Monitoring for status and alarms with flexible alarm functions
- Report function to export data in word format reports or into other data base formats
- The data is organized in so called components and channels and stored in a customized, tamperproof database
- Provides convenient long term (> year) graphics, tables and lists
- All user functions are secured with hierarchical passwords
- The data collection is done in background through dedicated drivers
- Connection is possible either via Ethernet or serial communication



MEVIS Measurement and Visualization Software

Networking concept

Measuring stations with different types of probes and sensors are used for a continuous monitoring of radioactivity. MEVIS is a central data acquisition software to archive and visualize measuring data, provided by a whole network of these measuring stations, over long periods. The data can be transferred in a LAN or WAN network. Star or Ring topology is possible for local networks.

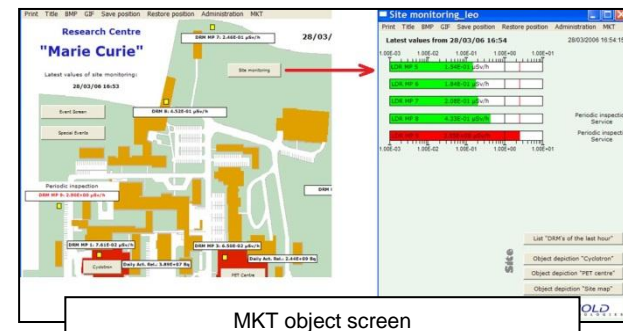
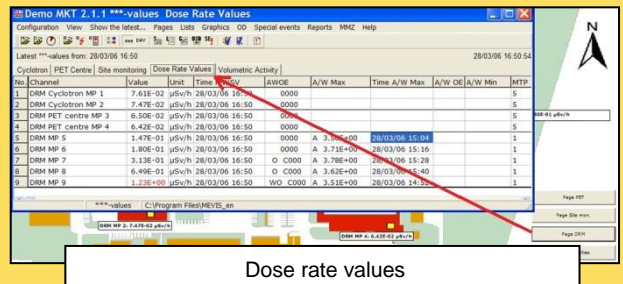
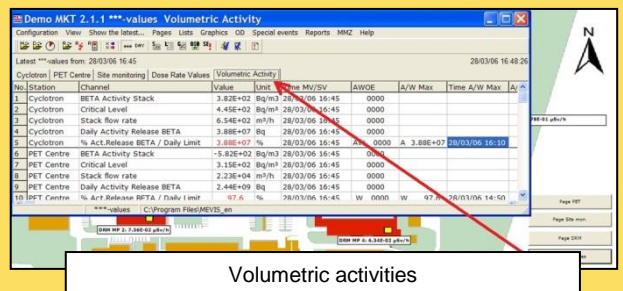
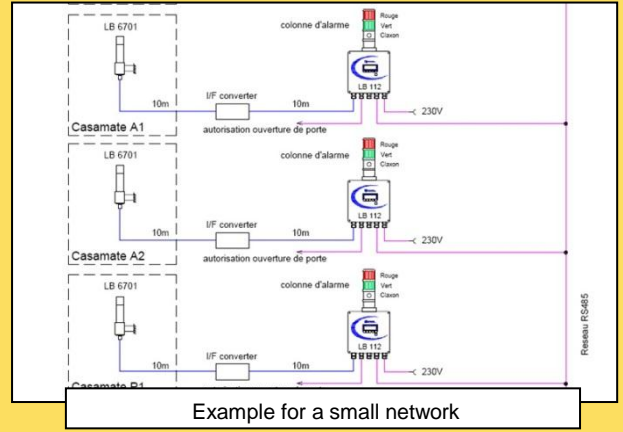
The core of the program is a measurement channel and status overview screen, which contains all necessary information about:

- Configuration (channels, status, inputs, data path)
- Conversion of data (measuring range, calibration factors, conversion tables)
- Evaluation of data (threshold values, alarm levels)
- Operation and failure status of the measurement stations
- Correlation of different data sets

The Object or Overview screen is usually the start screen from where the user can navigate to other screens. It can be user or application defined using information elements from MEVIS like values, status, graph, bar graphs, % thresholds. With navigation buttons it is possible e.g. to go to the next screen or back. By means of function buttons the user can call another pop-up screen with a graph or other visualization functions.

In normal or routine operation the measured data from the probes and sensors are stored in the data logger of the measuring station. The obtained data are compared to alarm and failure thresholds. In regular time intervals, or on operator request, these data are transferred to the central station.

When an alarm or failure threshold is breached, the operators are warned. The alarm remains active as long as it wasn't acquitted by the operator. Optional further alarm functions e.g. pager alarm, fax, e-mail or SMS transmission with text and actual measurement data are possible.



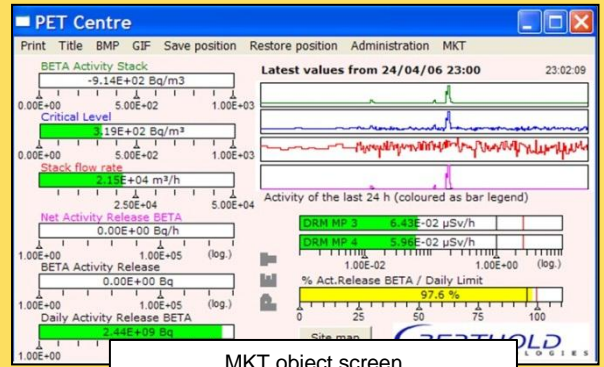
MEVIS Measurement and Visualization Software

Features

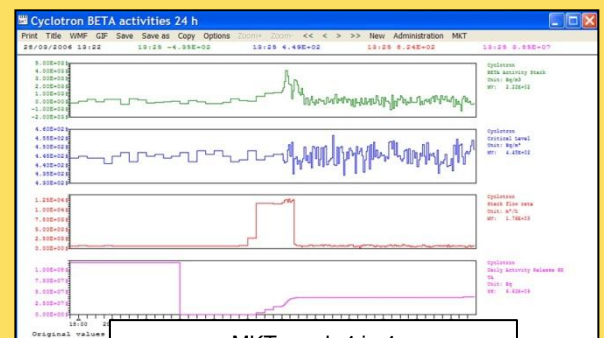
The central station can control the measuring channels remotely. This allows the transfer of parameter files to and from the measuring station, specific remote commands, etc.

All user functions, involving the modification of the configuration, the data acquisition and presentation on screen and printer, are secured with hierarchical passwords.

The measured data can be shown in tabular or graph form by the operator, as well as status and failure protocols. As a principal result a table for each measuring station can be defined with selectable results. On the so called object depiction screen measurement information can be presented in digital, time- or bar-graph form on a floor plan map. In case an alarm is breached the background color of these indicators is changed (e.g. red). In the background of the object depiction buttons can be installed to jump to other screens providing more detailed information on the exact condition.



MKT object screen



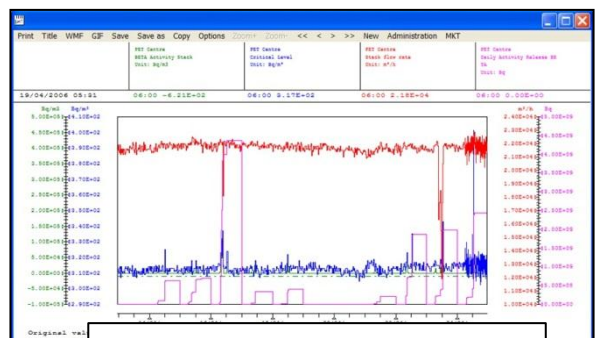
MKT graph 4 in 4

With the use of a windows text processor (MS Word) several report forms can be defined into which all data, calculated results, graphs or tables can be pre-defined. Afterwards the corresponding actual values are automatically transferred into the report format with the "report"-function.

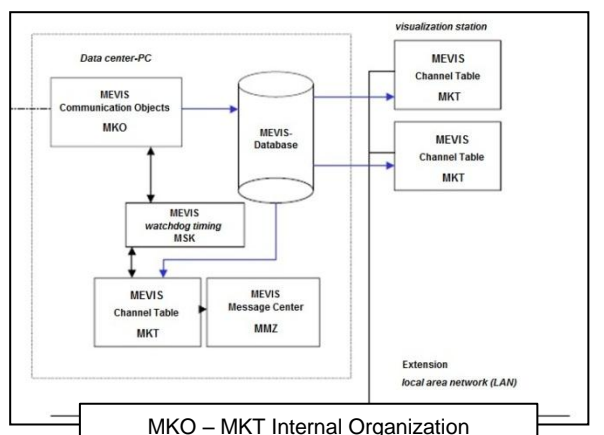
With the MEVIS Tandem Central a redundant data acquisition is possible: The software is distributed over 2 PC's, each connected to the Network in a Master / Slave operation i.e. the slave takes over when the master stops providing data.

For applications where a second display is required the visualization can be done via:

- Visualization licence connected to the master system via Ethernet (shows the data acquired from the Network from MEVIS)
- Automatic HTML export



MKT graph 4 in 1



MKO - MKT Internal Organization

Technical Data MEVIS Measurement and Visualization Software

Connectivity

Operating systems	WinNT/2000/XP/Vista/Windows 7 (32 & 64 bit)
LAN Connections	RS 232, RS 422, RS 485, Line driver or Modem, Ethernet via COM-server, Ethernet (F ² C via TCP/IP)
WAN Connections to	Remote measuring equipment through modem, radio-link Evaluation Centers (Central Computers)
Drivers to communicate with	LB 111, LB 112, LB 126, LB 5310, LB 5340, LB 9000, BAI 9111, ADAM /ICP intelligent interfaces for other signals
External signaling Configurations	GSM, pager, SMS messaging, e-mailing Stand alone Central station Master / Slave redundant configuration Master – Auxiliary Visualization Unit configuration
Logging Time interval	1 min – 24h Polling intervals

Available Versions

MEVIS Light

For max. 3 monitors, shows only graphs and tables, serial data transmission only, Ethernet via COM-server

Device numbers	max. 3
Member numbers	max. 10
Example	3 x LB 9000 with 10 channels each

MEVIS 2.2

Standard version for medium size radiation protection networks, serial data transmission, Ethernet direct (F²C via TCP/IP)

Stations	max. 99
Channels	max. 99 (for special applications up to 260 channels)
Components	max. 99
Software package	MKT: Visualization in tabular or graphic form MKO: Communication processor – communicates with the monitors MMZ: Message Center – generates local and remote alarms (SMS, e-mail ...) MSK: Administration of other program modules (simultaneous start ...)

Order Information and Accessories

		Ident. No.
MEVIS - ENGL	Application software package in English	42849-020
MEVIS - LIC2 ENGL	Second site licence for registered users	42849-022
MEVIS - LT ENGL	Minimal configuration version for max. 3 electronics in English	42849-024

Further accessories and options on request.

Subject to change without prior notice.

